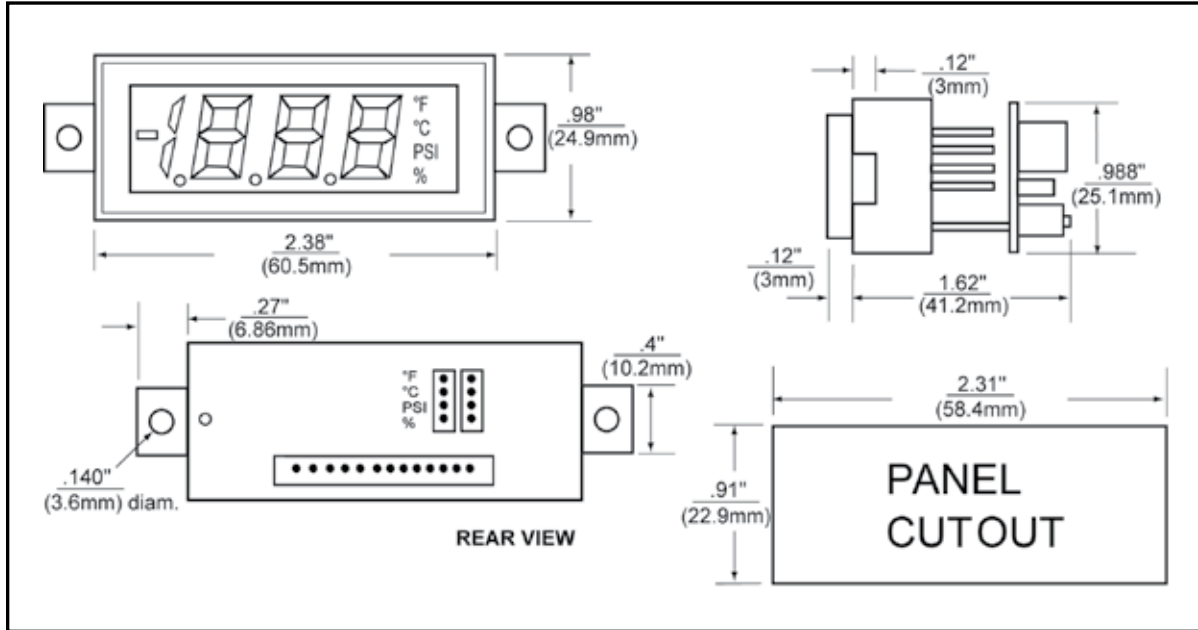


LPI-3EW

3½ DIGIT LOOP LCD DPM INSTALLATION SHEET

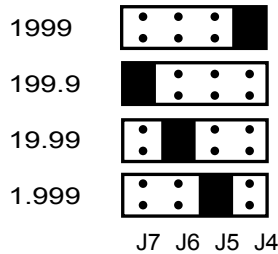
PANEL CUTOUT & DIMENSIONS

WINGED WINDOW MOUNT CASE



JUMPER SELECTION & WIRING

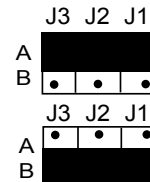
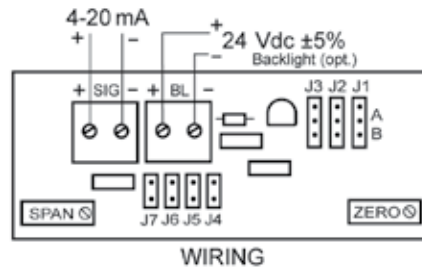
1. DECIMAL SELECTION:



2. J1, J2, J3 SELECTION:

IF: OFFSET (ZERO) IS ≤ 0 **or**
 OFFSET (ZERO) > 0 **and** GAIN (SPAN) \div OFFSET (ZERO) ≥ 5

IF: OFFSET (ZERO) > 0 **and** GAIN (SPAN) \div OFFSET (ZERO) < 5



Note: If backlight supply is not loop supply, ground should be referenced together.