




# Specifications Installation and Operating Instructions LCD Digital Panel Meters

3½ Digit LCD with Loop Powered Board

## FEATURES

- ▶ Low-cost, high-performance replacement for many OEM DPMs
- ▶ Optional RED, GREEN, AMBER or POS GREEN backlit LCD
- ▶ Snap-in bezel mount eliminates mounting hardware
- ▶ Resistant to RF and EMI
- ▶ 3½ digits with high-contrast LCD
- ▶ 4-20 mA loop powered input
- ▶ User-selectable, displayed engineering units



## SPECIFICATIONS

### DISPLAY

Digits: 3 ½ digits (±1999 counts)  
 Type: 0.45" (11.4 mm) 7 segment LCD  
 Backlighting: Optional Red Negative (red numbers/black background)  
 Optional Green Negative (green numbers/black background)  
 Optional Amber Negative (amber numbers/black background)  
 Optional Green Positive (black numbers/green background)  
 Polarity: automatic, "-" displayed  
 Annunciators: °F, °C, PSI, % , user-selectable  
 Decimal Points: 3 position, user-selectable  
 Overrange: three lower order digits blank for inputs >1999 & < -1999

### INPUTS

Ranges: 4-20 mA DC  
 Configuration: bipolar differential  
 Impedance: 300Ω nominal

### PERFORMANCE

Accuracy: ±(0.1% fs + 2 count)  
 Conversion Rate: 3 per second  
 Normal Mode Rejection: >30 dB @ 60 Hz  
 Common Mode Range: ±1 VDC max  
 Common Mode Rej.: >86 dB  
 Adjustments: span (gain) and zero (offset)  
 Warmup: 10 minutes typical  
 Temperature Coeff.: ± 100 ppm per °C typical

### ENVIRONMENT

Operating Range: 0 to 50 °C  
 Storage Range: -10 to 70 °C

### POWER SUPPLY

Optional Backlight: powered by the milliamp control loop  
 24 VDC at 35 mA typical

### MOUNTING

snap-in bezel mount or clamp and gasket

### CONNECTION

2 screw terminal (4 with backlight)

## ORDERING INFO

PART NUMBER	BACKLIGHT COLOR	BACKLIGHT POWER
LPI-3-XEC.....	NO BACKLIGHT .....	NONE
LPI-3A-XEC.....	NEG AMBER .....	24VDC
LPI-3R-XEC.....	NEG RED.....	24VDC
LPI-3G-XEC .....	NEG GREEN.....	24VDC
LPI-3GP-XEC .....	POS GREEN.....	24VDC

### ACCESSORIES

PW2-24.....	Regulated 120V AC to 24V DC Power Supply
PW1.0.....	24V AC to adjustable DC output
PW1.5.....	24V AC to adjustable DC output
CVC .....	Calibrator

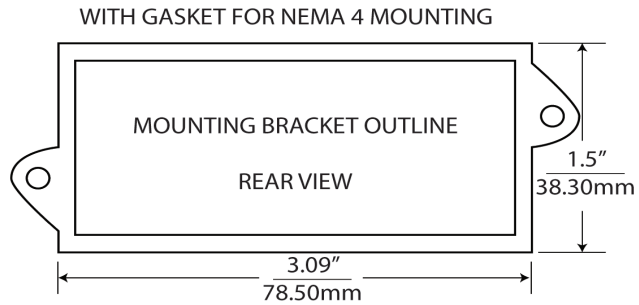
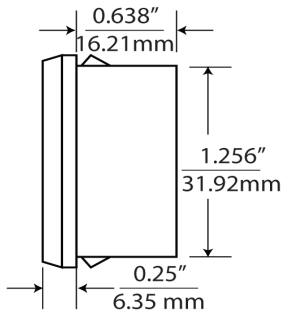
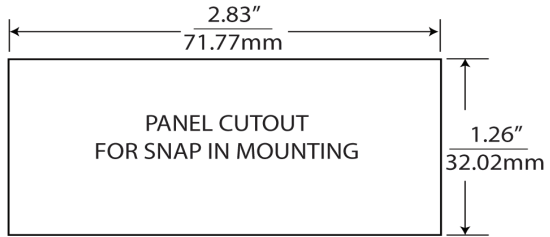
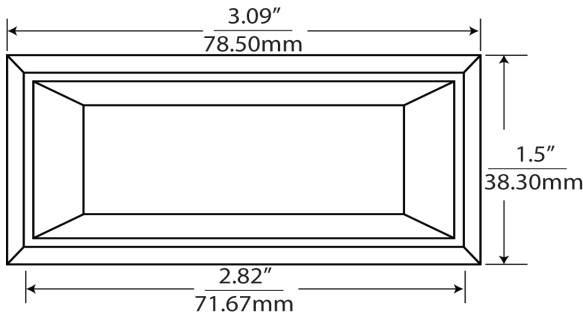


# LCD Digital Panel Meters

3½ Digit LCD with Loop Powered Board



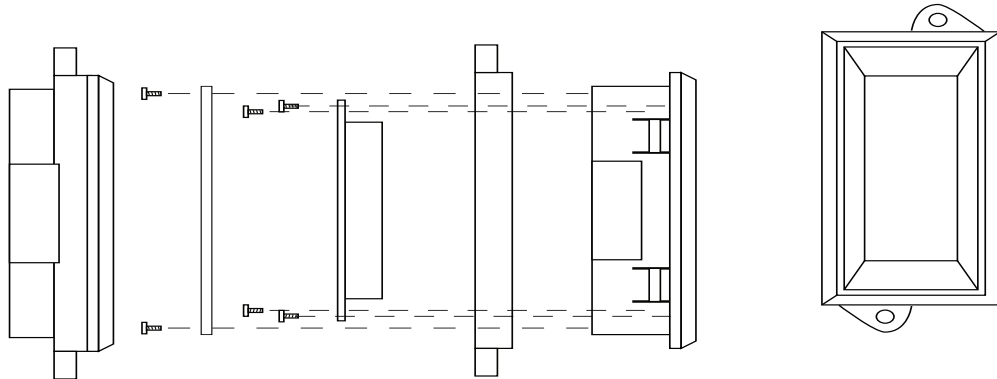
## DIMENSIONS



inches  
mm

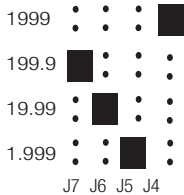
**NOTES:**

1. Panel thickness is: 0.032"/0.81mm to 0.25"/6.35mm
2. Gasket supplied is: 0.09"/2.25mm thick



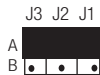
## WIRING

**1. DECIMAL SELECTION:**

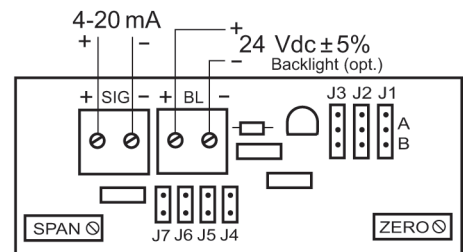
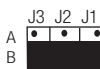


**2. J1, J2, J3 SELECTION:**

**IF:** OFFSET (ZERO) IS 0 or  
OFFSET (ZERO) > 0 and GAIN (SPAN) ÷ OFFSET (ZERO) ≥ 5



**IF:** OFFSET (ZERO) > 0 and GAIN (SPAN) ÷ OFFSET (ZERO) < 5



**WIRING**

